


Search for Patients in Clinical Workstation

D06A

Introduction: Patient Search in Clinical Workstation (CWS) enables you to search for patients using various identifiers.

1. Click on the  **Patient Search** node in the Tree Pane.
Note: The Patient Search icon is available in the Tree Pane at all times.
2. Enter the patient's NHI or a minimum of two pieces of information, (i.e. **Surname** and **First Name**)
Note: The more information entered returns fewer patient records.
3. Click the **Submit** button.


Patient Search


NHI No. :


Surname : (at least two characters are required)
: Include Soundex Matches On Surname


First Name(s) :
: Match any first name

Sex : ▾

Date of Birth :  Or Age :

 [Select from Inpatients](#)

 [Select from Outpatients](#)



4. The patient's demographic details are displayed and the patient is added to the **Most Recent Patients** node.